
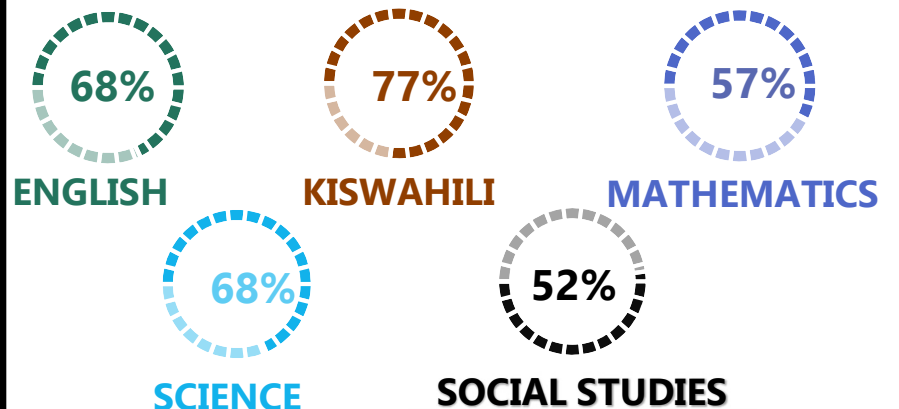






	EDEN GARDEN																																																																																										
REGION: KILIMANJARO	SCHOOL AVERAGE: 161.5	BAND 4																																																																																									
DISTRICT: MOSHI		CATEGORY ABOVE 40																																																																																									
SUBJECT PERFORMANCE ANALYSIS																																																																																											
<table border="1" style="width:100%; border-collapse: collapse;"> <thead> <tr> <th>SUBJECT NAME</th> <th>AVG</th> <th>%</th> <th>RNK</th> </tr> </thead> <tbody> <tr><td>KISWAHILI</td><td>38.4</td><td>77%</td><td>1</td></tr> <tr><td>SCIENCE</td><td>34.2</td><td>68%</td><td>2</td></tr> <tr><td>ENGLISH</td><td>34.0</td><td>68%</td><td>3</td></tr> <tr><td>MATHEMATICS</td><td>28.7</td><td>57%</td><td>4</td></tr> <tr><td>SOCIAL STUDIES</td><td>26.1</td><td>52%</td><td>5</td></tr> </tbody> </table> <table border="1" style="width:100%; border-collapse: collapse;"> <thead> <tr> <th>BOYS/GIRLS PASS RATE</th> <th>STD</th> <th>AVG</th> <th>%</th> </tr> </thead> <tbody> <tr><td>BOYS</td><td>46</td><td>0.56</td><td>56%</td></tr> <tr><td>GIRLS</td><td>36</td><td>0.44</td><td>44%</td></tr> </tbody> </table>	SUBJECT NAME	AVG	%	RNK	KISWAHILI	38.4	77%	1	SCIENCE	34.2	68%	2	ENGLISH	34.0	68%	3	MATHEMATICS	28.7	57%	4	SOCIAL STUDIES	26.1	52%	5	BOYS/GIRLS PASS RATE	STD	AVG	%	BOYS	46	0.56	56%	GIRLS	36	0.44	44%																																																							
SUBJECT NAME	AVG	%	RNK																																																																																								
KISWAHILI	38.4	77%	1																																																																																								
SCIENCE	34.2	68%	2																																																																																								
ENGLISH	34.0	68%	3																																																																																								
MATHEMATICS	28.7	57%	4																																																																																								
SOCIAL STUDIES	26.1	52%	5																																																																																								
BOYS/GIRLS PASS RATE	STD	AVG	%																																																																																								
BOYS	46	0.56	56%																																																																																								
GIRLS	36	0.44	44%																																																																																								
<table border="1" style="width:100%; border-collapse: collapse;"> <thead> <tr> <th colspan="6">GRADE ANALYSIS SUMMARY</th> </tr> <tr> <th>SUBJECT NAME/GRADE</th> <th>A</th> <th>B</th> <th>C</th> <th>D</th> <th>E</th> </tr> </thead> <tbody> <tr><td>MATHEMATICS</td><td>7</td><td>27</td><td>34</td><td>13</td><td>0</td></tr> <tr><td>KISWAHILI</td><td>33</td><td>42</td><td>6</td><td>0</td><td>0</td></tr> <tr><td>ENGLISH</td><td>5</td><td>60</td><td>15</td><td>1</td><td>0</td></tr> <tr><td>SCIENCE</td><td>21</td><td>34</td><td>21</td><td>0</td><td>0</td></tr> <tr><td>SOCIAL STUDIES</td><td>0</td><td>15</td><td>54</td><td>12</td><td>0</td></tr> </tbody> </table> <table border="1" style="width:100%; border-collapse: collapse;"> <thead> <tr> <th>OVERALL GRADE ANALYSIS</th> <th>NO.</th> <th>SEATED</th> <th>%</th> </tr> </thead> <tbody> <tr><td>41- 45</td><td>3</td><td rowspan="3">80</td><td>4%</td></tr> <tr><td>30.5 - 40</td><td>47</td><td>59%</td></tr> <tr><td>20.5 - 30</td><td>30</td><td>38%</td></tr> <tr><td>10.5 - 20</td><td>1</td><td rowspan="2">1</td><td>1%</td></tr> <tr><td>0- 10</td><td>0</td><td>0%</td></tr> </tbody> </table>	GRADE ANALYSIS SUMMARY						SUBJECT NAME/GRADE	A	B	C	D	E	MATHEMATICS	7	27	34	13	0	KISWAHILI	33	42	6	0	0	ENGLISH	5	60	15	1	0	SCIENCE	21	34	21	0	0	SOCIAL STUDIES	0	15	54	12	0	OVERALL GRADE ANALYSIS	NO.	SEATED	%	41- 45	3	80	4%	30.5 - 40	47	59%	20.5 - 30	30	38%	10.5 - 20	1	1	1%	0- 10	0	0%	<table border="1" style="width:100%; border-collapse: collapse;"> <thead> <tr> <th colspan="2">BOYS VS GIRLS PASSRATE (%)</th> </tr> </thead> <tbody> <tr> <td style="text-align: center;"> 56%</td> <td style="text-align: center;"> 44%</td> </tr> <tr> <td colspan="2" style="text-align: center;">OVERALL PERFORMANCE ANALYSIS</td> </tr> <tr><td>REGISTERED</td><td>82</td><td>100%</td></tr> <tr><td>SEATED</td><td>81</td><td>99%</td></tr> <tr><td>ABSENTEES</td><td>1</td><td>1%</td></tr> <tr><td>PASSED</td><td>80</td><td>98%</td></tr> <tr><td>FAILED</td><td>1</td><td>1%</td></tr> <tr><td>SCHOOL POSITION</td><td colspan="2" style="text-align: center;">46</td></tr> <tr><td>TOTAL SCHOOLS</td><td colspan="2" style="text-align: center;">52</td></tr> </tbody> </table>	BOYS VS GIRLS PASSRATE (%)		 56%	 44%	OVERALL PERFORMANCE ANALYSIS		REGISTERED	82	100%	SEATED	81	99%	ABSENTEES	1	1%	PASSED	80	98%	FAILED	1	1%	SCHOOL POSITION	46		TOTAL SCHOOLS	52	
GRADE ANALYSIS SUMMARY																																																																																											
SUBJECT NAME/GRADE	A	B	C	D	E																																																																																						
MATHEMATICS	7	27	34	13	0																																																																																						
KISWAHILI	33	42	6	0	0																																																																																						
ENGLISH	5	60	15	1	0																																																																																						
SCIENCE	21	34	21	0	0																																																																																						
SOCIAL STUDIES	0	15	54	12	0																																																																																						
OVERALL GRADE ANALYSIS	NO.	SEATED	%																																																																																								
41- 45	3	80	4%																																																																																								
30.5 - 40	47		59%																																																																																								
20.5 - 30	30		38%																																																																																								
10.5 - 20	1	1	1%																																																																																								
0- 10	0		0%																																																																																								
BOYS VS GIRLS PASSRATE (%)																																																																																											
 56%	 44%																																																																																										
OVERALL PERFORMANCE ANALYSIS																																																																																											
REGISTERED	82	100%																																																																																									
SEATED	81	99%																																																																																									
ABSENTEES	1	1%																																																																																									
PASSED	80	98%																																																																																									
FAILED	1	1%																																																																																									
SCHOOL POSITION	46																																																																																										
TOTAL SCHOOLS	52																																																																																										

INDEX	NAME	SEX	MATHEMATICS	KISWAHILI	ENGLISH	SCIENCE	SOCIAL STUDIES	TOTAL	AVERAGE	OVR GRADE	SCH POSITION	OVERALL POSITION					
1	FRED JONAS MCHARO	M	40	B	44	A	40	B	46	A	38	B	208	42	A	1	1771.5
2	AARON ANTHONY ATHANAS	M	37	B	43	A	41	A	45	A	39	B	205	41	A	2	1973
3	NICOLE RAINARD EMMANUEL	F	42	A	43	A	41	A	45	A	33	B	204	41	A	3	2037
4	MARYRICHELLE DAVID MSUYA	F	39	B	43	A	42	A	44	A	33	B	201	40	B	4	2242
5	PRAISE GODSON URASSA	M	40	B	45	A	39	B	44	A	28	C	196	39	B	5	2555
6	DORCAS GEORGE MCHABA	F	33	B	48	A	36	B	45	A	33	B	195	39	B	6	2614.5
7	ENOCKSAMWEL DANIEL SAMSON	M	42	A	43	A	37	B	41	A	31	B	194	39	B	7	2672
8	JASTIN PASCAL SHIYO	M	42	A	40	B	38	B	40	B	33	B	193	39	B	8	2725
9	DERICK FRANCIS KISENGE	M	43	A	41	A	39	B	43	A	26	C	192	38	B	9.5	2777.5
10	MATIKO JUMA KEGAMBA	M	40	B	41	A	41	A	41	A	29	C	192	38	B	9.5	2777.5
11	ALICE ANDREW MALIMA	F	28	C	46	A	39	B	48	A	30	C	191	38	B	11.5	2834
12	BRIGHTNESS JOSEPH KILIMBA	F	34	B	44	A	38	B	43	A	32	B	191	38	B	11.5	2834
13	GEORGE SALVATORY MWEKIE	M	42	A	45	A	33	B	42	A	28	C	190	38	B	13	2905
14	JUNIOR JOSHUA MWAIPOPO	M	34	B	43	A	38	B	40	B	33	B	188	38	B	14.5	2987
15	HAMIDA JUMA IDDI	F	42	A	41	A	38	B	43	A	24	C	188	38	B	14.5	2987
16	KELVIN HERMAN HISHAM	M	36	B	44	A	39	B	40	B	28	C	187	37	B	16	3046
17	EUGEN EMILIUS LUYANJI	M	25	C	39	B	31	B	36	B	19	D	150	30	C	54	4600.5
18	SASHAKHAIRO RICHARD MACHAM	F	35	B	40	B	40	B	41	A	29	C	185	37	B	17	3166
19	JASSA SINGH SAUND	M	33	B	40	B	38	B	42	A	30	C	183	37	B	18	3271
20	DAGNO HUSSEIN NASSORO	F	24	C	45	A	38	B	43	A	31	B	181	36	B	19	3377
21	BARAKA SALVATORY LUDOVICK	M	31	B	45	A	37	B	39	B	28	C	180	36	B	20.5	3427
22	PRECIOUS MOSES LYATULA	F	30	C	41	A	38	B	38	B	33	B	180	36	B	20.5	3427
23	OCTAVIAN DOUGLAS MUSHI	M	24	C	44	A	35	B	42	A	33	B	178	36	B	22	3513.5
24	HARSH JITANDER CHAMUNDA	M	38	B	34	B	37	B	42	A	26	C	177	35	B	23	3558
25	PRAYGOD FRED KOMBA	M	36	B	41	A	33	B	39	B	27	C	176	35	B	24.5	3605.5

INDEX	NAME	SEX	MATHEMATICS		KISWAHILI		ENGLISH		SCIENCE		SOCIAL STUDIES		TOTAL	AVERAGE	OVR GRADE	SCH POSITION	OVERALL POSITION
26	FREGRANCE FREDRICK MEENA	F	33	B	44	A	37	B	35	B	27	C	176	35	B	24.5	3605.5
27	LUKA PAUL KANUNGA	M	34	B	41	A	36	B	38	B	26	C	175	35	B	26	3651.5
28	LEWIS LENGARIVO LOSARU	M	27	C	41	A	35	B	43	A	28	C	174	35	B	27	3698.5
29	PETER FABIAN MBULA	M	34	B	31	B	37	B	43	A	28	C	173	35	B	28.5	3744
30	SABRA NURDIN SULEMAN	F	25	C	44	A	38	B	37	B	29	C	173	35	B	28.5	3744
31	RAHEL SAMWELI MLIGO	F	23	C	44	A	31	B	41	A	32	B	171	34	B	30	3832
32	EDGAR EMMILIAN LYAMTEMA	M	42	A	39	B	31	B	32	B	26	C	170	34	B	31	3872.5
33	DAVIS HERMAN NDESAMBURO	M	33	B	34	B	34	B	40	B	28	C	169	34	B	32	3914.5
34	FRANK DEODATI MEELA	M	36	B	40	B	33	B	31	B	26	C	166	33	B	34	4032
35	JAFFERY YUSUPH SHOO	M	38	B	36	B	34	B	28	C	30	C	166	33	B	34	4032
36	RITHA ISAYA ULOMI	F	26	C	43	A	32	B	39	B	26	C	166	33	B	34	4032
37	DENIS DISMAS ASSEY	M	38	B	36	B	33	B	31	B	27	C	165	33	B	36	4069.5
38	GEORGE MICHAEL NTIBIKEMA	M	29	C	36	B	28	C	40	B	31	B	164	33	B	37.5	4104.5
39	MUZAMMIL SEIF SHEKALAGHE	M	31	B	40	B	30	C	35	B	28	C	164	33	B	37.5	4104.5
40	CINDY SUNDAY MUNISI	F	28	C	41	A	37	B	34	B	23	C	163	33	B	39	4145
41	EMMANUEL BENARD ULAYA	M	25	C	37	B	38	B	32	B	28	C	160	32	B	40	4263.5
42	ELISHA ANDREW MTITU	M	29	C	38	B	30	C	36	B	26	C	159	32	B	41.5	4295.5
43	LINDA RICHARD SIMON	F	21	C	42	A	38	B	34	B	24	C	159	32	B	41.5	4295.5
44	CUTHBERT PATRICK MBERESERO	M	33	B	34	B	34	B	30	C	27	C	158	32	B	43	4327.5
45	AHMED JUMA NYUMBA	M	23	C	38	B	40	B	27	C	29	C	157	31	B	44	4359
46	SAMSON RAYMOND SWAI	M	31	B	43	A	33	B	27	C	22	C	156	31	B	45.5	4392
47	IRINE FELIX MALISA	F	28	C	39	B	30	C	33	B	26	C	156	31	B	45.5	4392
48	LILIAN LINUS SILAYO	F	27	C	35	B	35	B	33	B	25	C	155	31	B	47.5	4427
49	RIHANA RODGERS MGAYA	F	22	C	38	B	34	B	30	C	31	B	155	31	B	47.5	4427
50	NANCELYN REGINALD	F	19	D	40	B	34	B	38	B	23	C	154	31	B	49	4462.5

INDEX	NAME	SEX	MATHEMATICS		KISWAHILI		ENGLISH		SCIENCE		SOCIAL STUDIES		TOTAL	AVERAGE	OVR GRADE	SCH POSITION	OVERALL POSITION
51	LISASALOME ABDON MALLYA	F	20	D	37	B	41	A	35	B	20	D	153	31	B	50	4499.5
52	ANNETH JAPHET MALAMBO	F	16	D	42	A	39	B	33	B	22	C	152	30	C	51	4536
53	CAREEN CLARENCE MSAFIRI	F	23	C	37	B	35	B	36	B	20	D	151	30	C	52	4569
54	ELLICE LAURIAN KESSY	F	17	D	34	B	40	B	39	B	20	D	150	30	C	54	4600.5
55	ROSE ANOLD SIGULU	F	25	C	42	A	32	B	27	C	24	C	150	30	C	54	4600.5
56	PETER SANINIU LAIZER	M	30	C	41	A	34	B	21	C	23	C	149	30	C	56.5	4632
57	WESLEY EVENS NGOLLY	M	22	C	37	B	31	B	34	B	25	C	149	30	C	56.5	4632
58	FAISAL ISMAIL SILAYO	M	31	B	26	C	32	B	36	B	23	C	148	30	C	58	4663
59	BARAKA ROBERT SHANGE	M	26	C	33	B	27	C	33	B	28	C	147	29	C	60	4694.5
60	SILVANO SYLVESTER LUPATU	M	27	C	39	B	26	C	27	C	28	C	147	29	C	60	4694.5
61	METHODIA PATRICK HANS	F	17	D	37	B	34	B	29	C	30	C	147	29	C	60	4694.5
62	SHARZMIR MUNGA SABUNI	F	27	C	34	B	35	B	20	D	29	C	145	29	C	62	4746
63	ZIDIKHER ALLY MWAKUMBWA	M	15	D	40	B	31	B	33	B	25	C	144	29	C	63.5	4772.5
64	CANDY LEONARD MAUFI	F	17	D	38	B	32	B	33	B	24	C	144	29	C	63.5	4772.5
65	ALTON ALLEN MOSHI	M	31	B	29	C	26	C	27	C	30	C	143	29	C	66	4803
66	VRAJ DIPESH CHAVDA	M	27	C	25	C	26	C	39	B	26	C	143	29	C	66	4803
67	JULIETH JOHN NJAU	F	23	C	35	B	32	B	29	C	24	C	143	29	C	66	4803
68	ABDULRAHMAN OMAR SAID	M	24	C	36	B	30	C	28	C	23	C	141	28	C	68	4847.5
69	MERLYLINE ANDERSON MHINA	F	20	D	35	B	34	B	27	C	24	C	140	28	C	69	4868.5
70	BRIGHTNESS LUSEKELO PEARSON	F	23	C	37	B	33	B	17	D	27	C	137	27	C	70.5	4932.5
71	ERYKAH EMMANUEL MKILIA	F	26	C	40	B	32	B	22	C	17	D	137	27	C	70.5	4932.5
72	JOANNE JACKSON NITUME	F	21	C	34	B	29	C	28	C	23	C	135	27	C	72	4978.5
73	HAWA RAJABU MSUUYA	F	23	C	40	B	29	C	23	C	19	D	134	27	C	73	4992.5
74	ZACHARIA GODSON SWAI	M	13	D	43	A	25	C	23	C	26	C	130	26	C	74	5066
75	LEONARD SANTOS KIHWELE	M	24	C	32	B	31	B	20	D	21	C	128	26	C	75	5093.5

INDEX	NAME	SEX	MATHEMATICS		KISWAHILI		ENGLISH		SCIENCE		SOCIAL STUDIES		TOTAL	AVERAGE	OVR GRADE	SCH POSITION	OVERALL POSITION
76	STEPHANO SABAS WOISSO	M	15	D	32	B	33	B	30	C	13	D	123	25	C	76	5165
77	GEBBY MURTAZA ZAFFARALI	F	19	D	28	C	33	B	25	C	16	D	121	24	C	77	5182
78	BONIVENTURE DEOGRATIUS MUNI	M	35	B	23	C	21	C	25	C	14	D	118	24	C	78	5212.5
79	GLORIA PETER ALOYCE	F	18	D	34	B	28	C	21	C	12	D	113	23	C	79	5263
80	BRIAN LONJANOS KIMATH	M	28	C	31	B	19	D	19	D	14	D	111	22	C	80	5277.5
81	NADERA KHALID ARAB	F	16	D	25	C	28	C	14	D	15	D	98	20	D	81	5353
82	HENDRY THOMAS MKUDE	M															